

PC-7602-R5
TOP VIEW

ADA ACCESSIBILITY GUIDELINE - ADAAG CONFORMANCE

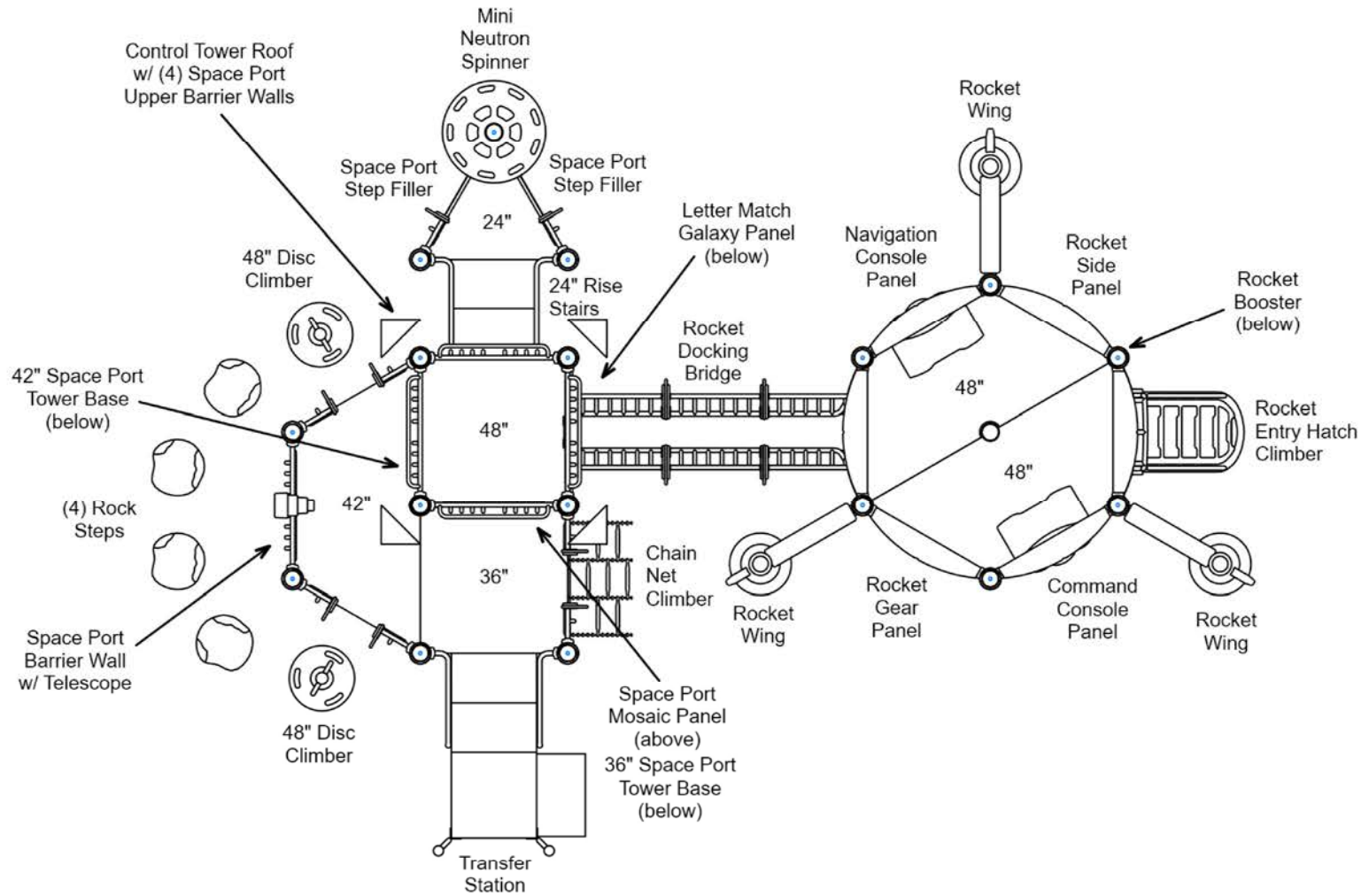
ELEVATED	ACCESSIBLE	RAMP ACCESSIBLE	GROUND	TYPES
16	11/8	0	9/5	3/3

R5 FOR KIDS
AGES
5-12

GENERAL NOTES:

This conceptual plan is based on information provided prior to construction. Detailed site information, including the following, should be obtained, evaluated, and utilized in the final project design. Exact site dimensions, topography, existing utilities, soil conditions and drainage solutions.

WARNING: Accessible safety surfacing material is required beneath and around this equipment that has a critical height value (Fall Height) appropriate for the highest accessible part of this equipment. Refer to the CPSC'S Handbook For Public Playground Safety, Section 4: Surfacing.



STRUCTURE#: R50PC7602

PROJECT#: R50PC7602

DATE: 6/7/2016 | DRAWN BY: MDM

MIN. USE ZONE: 44' x 32'

PLAYCRAFT REP:

Krauss Craft, Inc.



PC-7602-R5
TOP VIEW

ADA ACCESSIBILITY GUIDELINE - ADAAG CONFORMANCE

ELEVATED	ACCESSIBLE	RAMP ACCESSIBLE	GROUND	TYPES
16	11/8	0	9/5	3/3

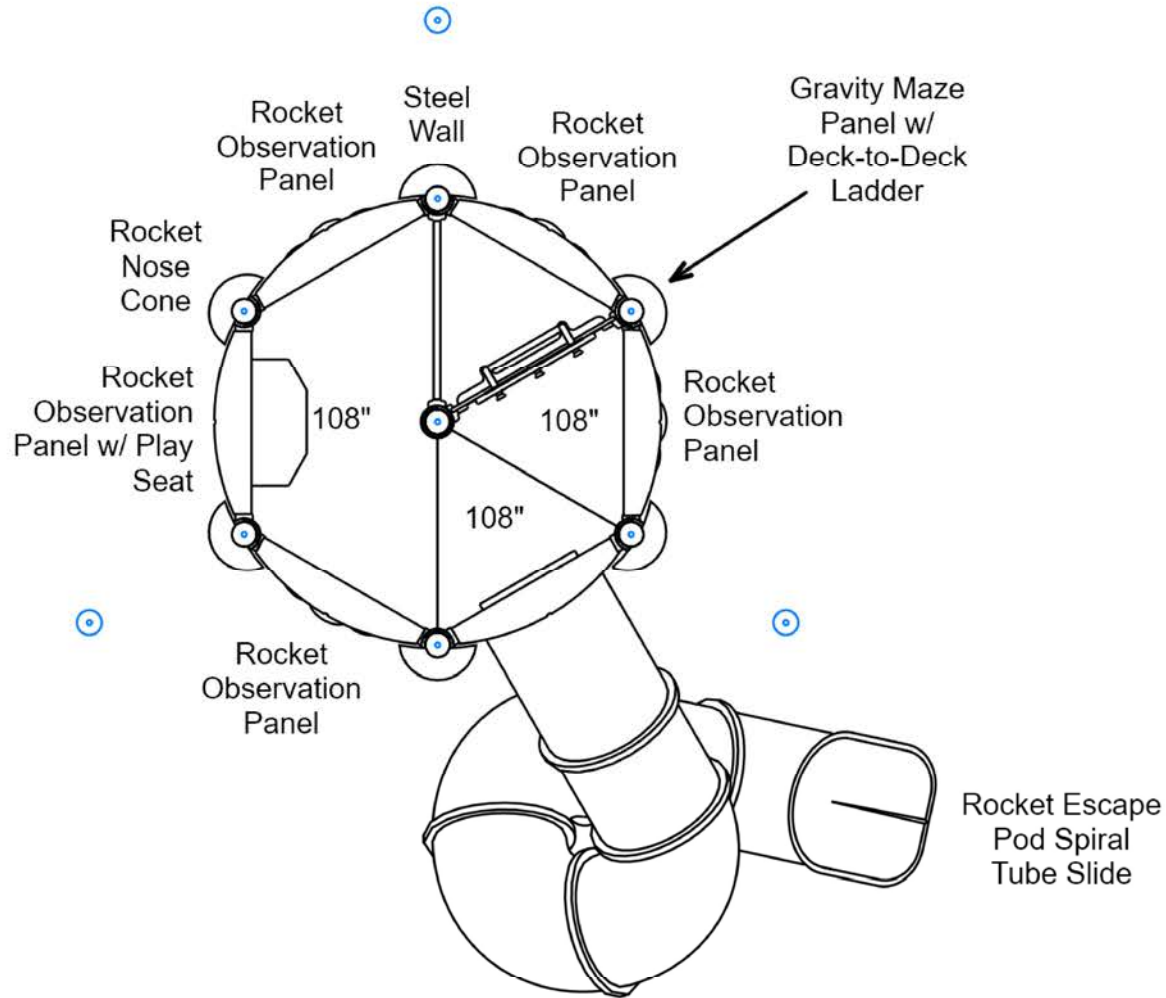
R5

FOR KIDS
AGES
5-12

GENERAL NOTES:

This conceptual plan is based on information provided prior to construction. Detailed site information, including the following, should be obtained, evaluated, and utilized in the final project design. Exact site dimensions, topography, existing utilities, soil conditions and drainage solutions.

WARNING: Accessible safety surfacing material is required beneath and around this equipment that has a critical height value (Fall Height) appropriate for the highest accessible part of this equipment. Refer to the CPSC'S Handbook For Public Playground Safety, Section 4: Surfacing.



STRUCTURE#: R50PC7602

PROJECT#: R50PC7602

DATE: 6/7/2016 | DRAWN BY: MDM

MIN. USE ZONE: 44' x 32'

PLAYCRAFT REP:

Krauss Craft, Inc.



PC-7602-R5
SITE PLAN

ADA ACCESSIBILITY GUIDELINE - ADAAG CONFORMANCE

ELEVATED	ACCESSIBLE	RAMP ACCESSIBLE	GROUND	TYPES
16	11/8	0	9/5	3/3

R5

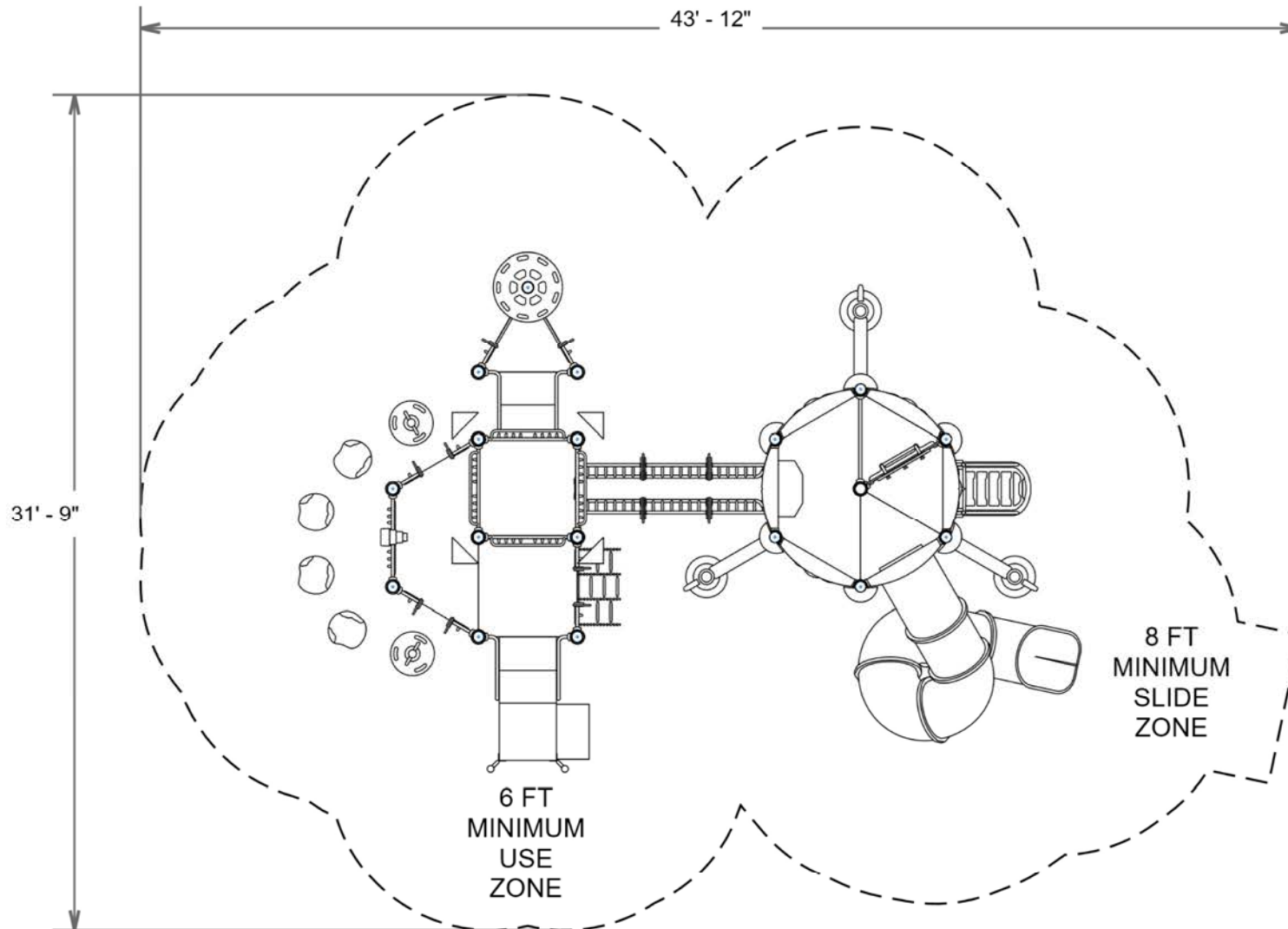
FOR KIDS
 AGES
 5-12

GENERAL NOTES:

This Preliminary Site Plan is based on measurements that were provided in the initial planning phase. All dimensions must be verified prior to the submission of a purchase order. Krauss Craft, Inc. will not be held responsible for any discrepancies between actual dimensions and dimensions submitted in the planning phase.

The Minimum Use Zone for a play structure is based on the product design at the time of proposal. Components and structure designs may be subject to change which may affect dimensions. Therefore, before preparing the site, we strongly recommend obtaining final drawings from the factory (available after the order is placed and included in the Assembly Manual).

WARNING: Accessible safety surfacing material is required beneath and around this equipment that has a critical height value (Fall Height) appropriate for the highest accessible part of this equipment. Refer to the CPSC'S Handbook For Public Playground Safety, Section 4: Surfacing.



PROJECT#: R50PC7602

DATE: 6/7/2016 | DRAWN BY: MDM

MIN. USE ZONE: 44' x 32'

PLAYCRAFT REP:

Krauss Craft, Inc.



PC-7602-R5
SW VIEW

R5

FOR KIDS
AGES
5-12



STRUCTURE#: R50PC7602
PROJECT#: R50PC7602
DATE: 6/7/2016 | DRAWN BY: MDM



PC-7602-R5
SE VIEW

R5

FOR KIDS
AGES
5-12



STRUCTURE#: R50PC7602
PROJECT#: R50PC7602
DATE: 6/7/2016 | DRAWN BY: MDM



PC-7602-R5
NE VIEW

R5

FOR KIDS
AGES
5-12



STRUCTURE#: R50PC7602

PROJECT#: R50PC7602


DATE: 6/7/2016 | DRAWN BY: MDM



PC-7602-R5
NW VIEW

R5

FOR KIDS
AGES
5-12



STRUCTURE#: R50PC7602
PROJECT#: R50PC7602
DATE: 6/7/2016 | DRAWN BY: MDM





Bill of Materials

PC-7602-R5

Project# R50PC7602

6/7/2016

Item	Description	Quantity
R50PC7602		
HS-1004-R	Collars	100
15-16-0001	Letter Match Galaxy Panel	1
GF-7002	Dome Cap, R5	17
S-1009-R5-09ft	Post, 09ft R5	2
S-1010-R5-10ft	Post, 10ft R5	6
S-1011-R5-11ft	Post, 11ft R5	4
S-1015-R5-15ft	Post, 15ft R5	4
S-1016-R5-16ft	Post, 16ft R5	1
S-1017-R5-17ft	Post, 17ft R5	6
S-1101-R5	Square Deck	2
S-1102-R5	Tri-Deck	3
S-1103-R5	Hex Deck, Half (5 Post)	4
S-1110-R	Filler, Universal (12in)	1
S-1206-24R5	ADA Stairs, 24in Rise w/ Walls (Short)	1
S-1209-24-R5	Transfer Station, 36in-R	1
S-1211-24RSPC-L	Space Dock Step Filler (Left Wall)	1
S-1211-24RSPC-R	Space Dock Step Filler (Right Wall)	1
S-1221-3R5	Climber, Chain Net 30-36in	1
S-1233-4-MC	Climber, Disc 42-48in (MC)	2
S-12571-R	Rocket Entry Hatch Climber 42-48in	1
S-1301-R5	Wall, Steel 36in (Standard)	1
S-1309-RSPC	Space Port Half Walls (Pair)	3
S-13572-R21	Space Port Upper Barrier Wall	4
S-13572-RSPC-T	Space Port Barrier Wall w/ Telescope	1
S-15527-R	Rocket Docking Bridge	1



**Bill of Materials
(continued)**

Item	Description	Quantity
S-16571-BST	Rocket Booster	1
S-16571-COM	Command Console Panel	1
S-16571-DD	Gravity Maze Panel w/ DTD Ladder	1
S-16571-GEAR	Rocket Gear Panel	1
S-16571-NAV	Navigation Console Panel	1
S-16571-OB	Rocket Observation Panel	4
S-16571-SEAT	Rocket Observation Panel w/ Play Seat	1
S-16571-SIDE	Rocket Side Panel	1
S-16571-WING	Rocket Wing	3
S-16572-MOS	Space Port Mosaic Panel	1
S-16572-TB36	Space Port Tower Base (36in)	1
S-16572-TB42	Space Port Tower Base (42in)	1
S-1707-9SP-16571-ESC	Rocket Slide, Tube 108in (Spiral, Right)	1
S-18461-R5	Rocket Nose Cone	1
S-18572-R	Control Tower Roof	1
S-1934-R5	Mini Neutron Spinner	1
S-1961-R	Rock Step	4
HS-1100-2	Deck to Deck Hardware	5